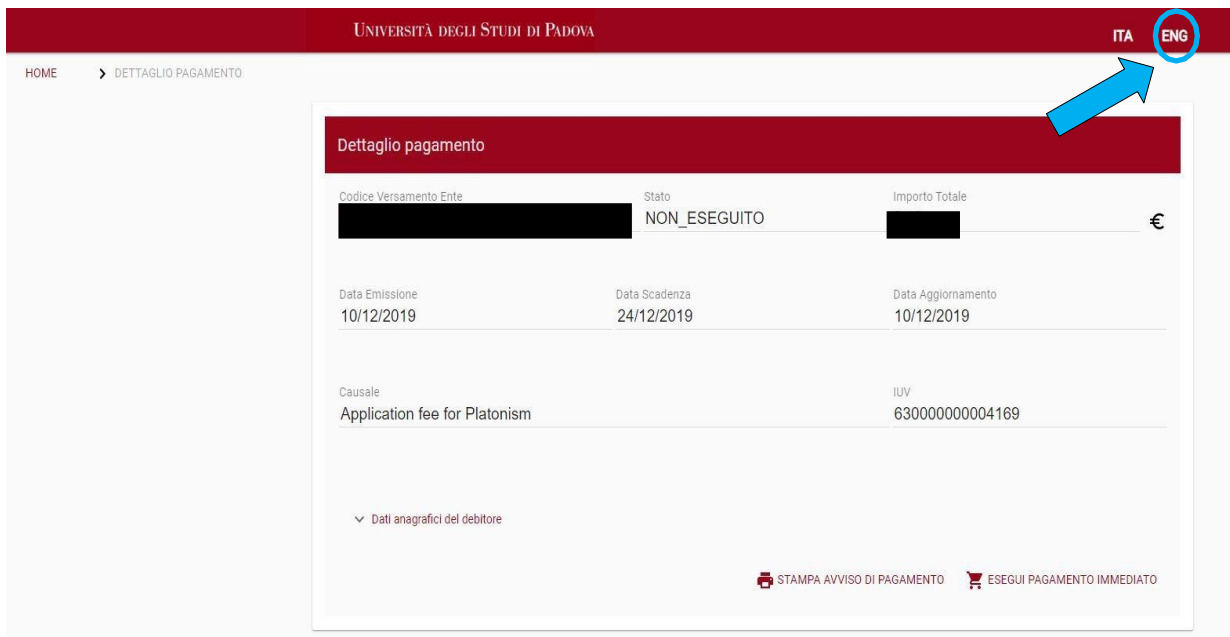
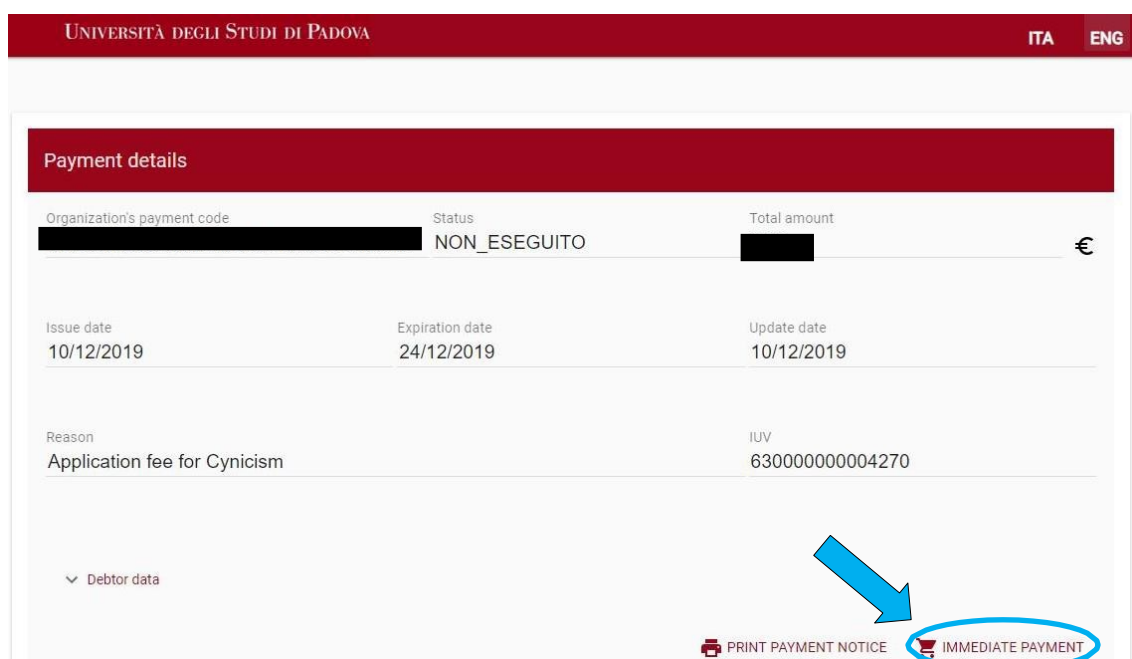


## Application fee payment procedure

By clicking on the payment link you received via email, you will access the payment platform.  
On the top right, you can choose to view the platform in *English*:



The platform will show you the payment details. Please click on “**IMMEDIATE PAYMENT**”, on the bottom right of the page:



In the following form you can either indicate your e-mail address and click on “**PROCEED**” to receive a notification, or simply click on “**PROCEED WITHOUT NOTIFICATION**”:

The screenshot shows a blue header bar with the word "Info" and a close button. Below it, a text box contains the instruction: "Please input your e-mail address in order to receive a notification mail when payment is completed. If no notification is needed, click the Proceed without notification button." There is an input field for an email address with a checkmark icon and the label "E-mail\*", and a character count "0 / 256". At the bottom, two buttons are visible: "PROCEED WITHOUT NOTIFICATION" and "PROCEED". A blue arrow points to the first button, and both buttons are circled in blue.

The following pop-up will open. You may choose *English* as the language of the platform by clicking on the language menu

1)

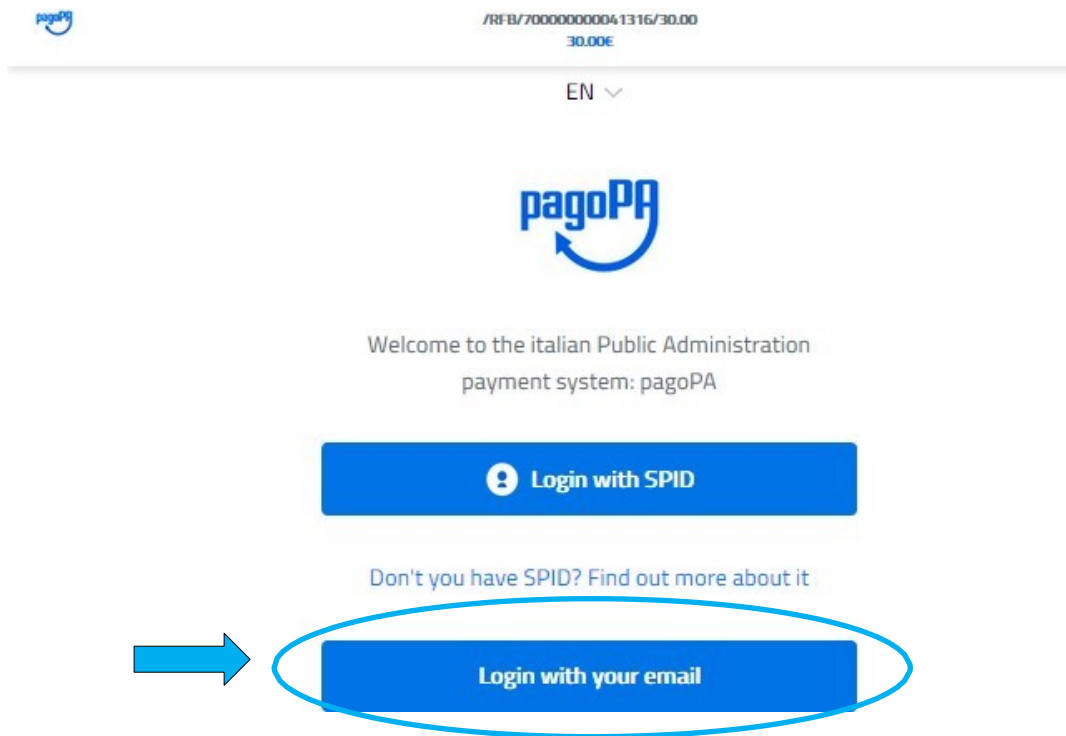


2)

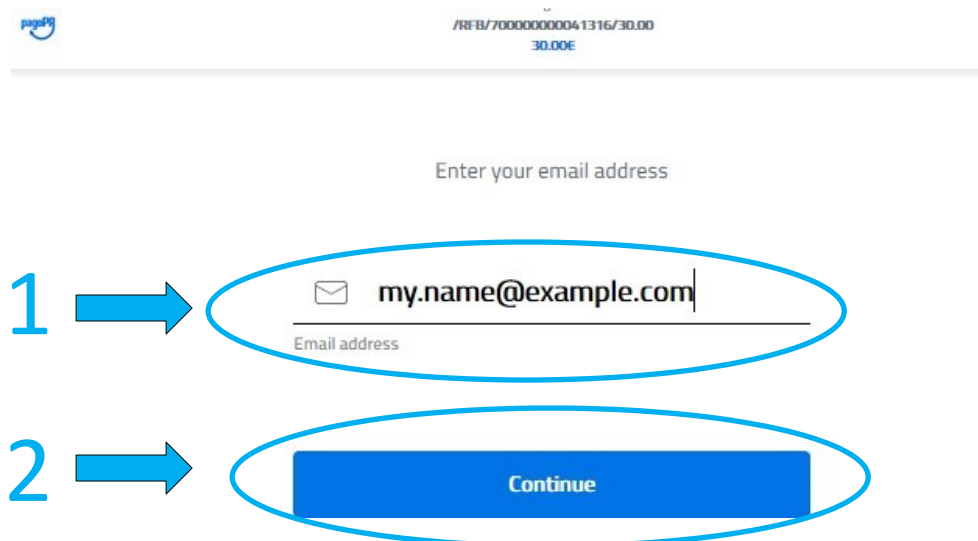


WARNING: if you are a **Safari** user (Apple) or you get an **'Invalid credentials'** error, you have to **ENABLE cross- site cookies of your browser** to proceed to next step.

Click on **"Login with your email"**:



Type your email address (1) and then click on **"Continue"**(2):



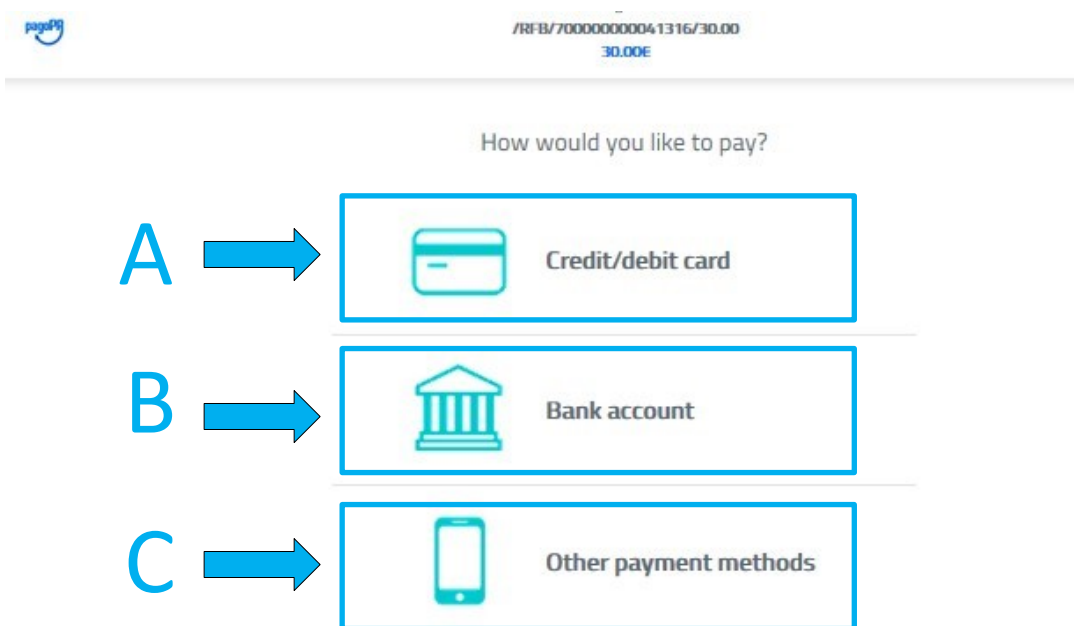
On next page, be sure that the box next to “I agree with the Privacy Policy” is checked (1) and then click on “Continue” (2):



On next page, you will have to choose how you would like to pay: by Credit/debit card (A), Bank account (B), other payment methods (C).

Please note that:

- “**Bank account**” means “your bank account in Italy enabled as PSP” (that likely you don’t have);
- By “**Other payment methods**” you can use **PAYPAL** or **SATISPAY**.
- 



If you choose [option A \(Credit/Debit card\)](#), please enter required information related to your card (name and last name of card owner, card number, expiration date and verification code) and click on “Continue”:

The screenshot shows the pagoPA payment interface. At the top, there is a logo on the left and the text "/RFB/70000000041316/30.00" and "30.00€" on the right. Below this, a horizontal line separates the header from the main content. The main content starts with the text "pagoPA accepts the following credit/debit card circuits". Below this text are five logos for credit/debit card circuits: Mastercard, American Express, VISA, VISA Electron, and UNIONPAY. Below the logos are five input fields, each with a blue border. The first field is labeled "Name and Last name" and contains the placeholder text "Name and Last name". The second field is labeled "Credit/debit card number" and contains the placeholder text "0000 0000 0000 0000". The third field is labeled "Expiry date (mm/yy)" and contains the placeholder text "MM / YY". The fourth field is labeled "Verification code" and contains the placeholder text "CVC".


In case your credit card is not participating to pagoPA, the following message appears:




The screenshot shows an error message displayed on the pagoPA interface. At the top, there is a blurred image of a credit card with the text "Exp. 06 / 10" and a small logo. Below this image is a blue arrow pointing to a white box with a blue border containing the text: "The issuer of your credit card is not participating to pagoPA. Choose a payment manager for this payment scrolling the list or searching by bank name". Below this box is a search bar with a magnifying glass icon and the text "Search".




If this is your case, **scroll down the page** and select one of the available enabled issuer (you may pay a small commission):

/RFB/700000000048689/1.00  
1.00€


Order by: Alphabetical ▾ Type: Ascending ▾


→   
Pagamento con carte  
Maximum fees 0.95 €

→   
Pagamento con Carte  
   
Maximum fees 0.50 €

→   
Pagamento con carta  
   
Why the fees?


After choosing, you will be able to “Proceed with payment”:

  
Change the payment manager


Total  €

The receipt will be sent to the following email address  
jd@example.com

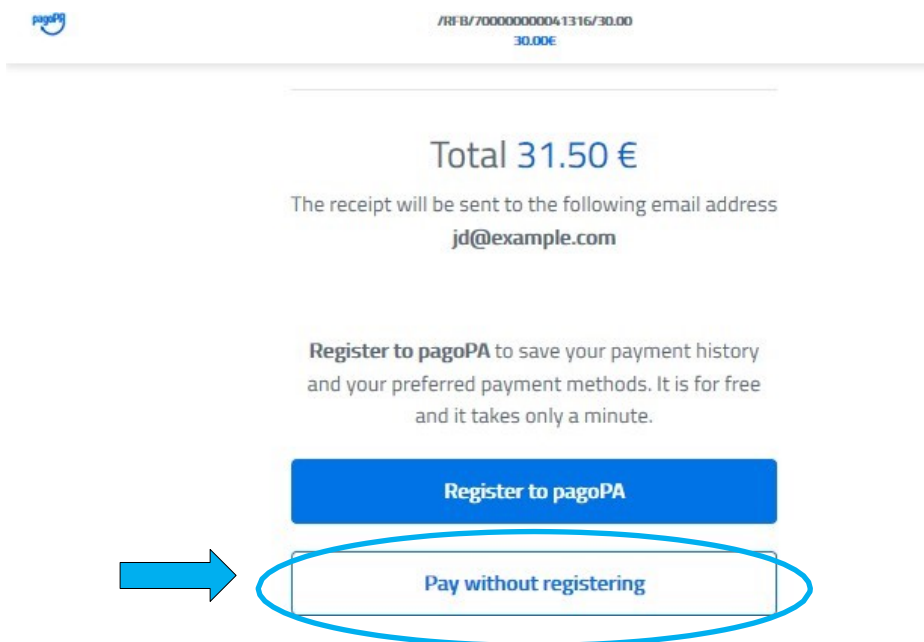
ATTENTION PLEASE: AFTER THIS STEP IT WILL NOT  
BE POSSIBLE TO CANCEL THE OPERATION

→ 

If you choose [option C \(Other payment methods\)](#), you must choose one of the available methods, such as **PayPal**:



Click on **“Pay without registering”**:



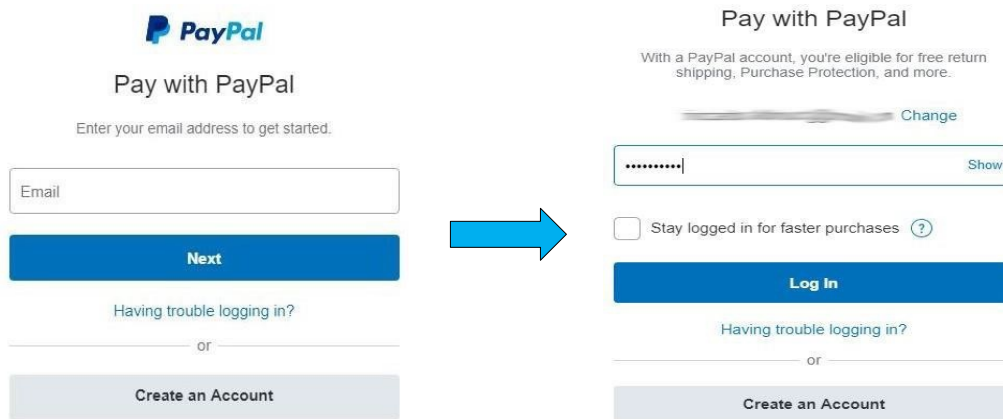
This is the PayPal platform (please, accept cookies by pressing the button “Accept cookie”):



Please verify that language is set to English, otherwise click on *English* on the bottom of the page:



Enter your e-mail address and proceed with standard PayPal payment:







Once the payment is completed, you will be redirected to the following page where you can print the receipt:



A pop-up will open, which shows your receipt of payment:



You may download the receipt, by clicking on the following item:




Once the payment is completed, you may also download the receipt by opening the payment link you have received via email and clicking on the “**Receipt**” button.

UNIVERSITÀ DEGLI STUDI DI PADOVA ITA ENG Login

[Back to homepage](#) [Search for payment](#) [Voluntary Payment](#) [Download receipt](#)

### Payment details

Business name [REDACTED]		Italian Personal ID / VAT Number ANONIMO
Nation	District	City
Address	Street number	Zip code
Email [REDACTED]	Phone	Mobile phone
Reason Application fee for [REDACTED]		Amount 30,00 €
State EXECUTED	IUV [REDACTED]	Organization's payment code [REDACTED]
Expiry Date 12/07/2022	Issue Date 13/01/2022	Payment Date 13/01/2022

 [Receipt](#)

Within one day of completing the payment, you will also receive day an email informing you that the payment has been received correctly.